

Great Eccleston In Bloom 2024



Volunteers starting the summer planting in West End new Welcome Bed



One of the new features for the Bungalows



Around the Square



One of the Volunteer barrels

Contents

Welcome from the Great Eccleston in Bloom (GEIB) Team and Great Eccleston Parish Council	3
Introduction to the Village	5
Achievements for 2024	6
1. Volunteers & Teamwork.....	6
2. Rebuilding our Great Eccleston Welcome Beds	6
3. Pinfold Friendship Garden	7
4. Village Centre Garden.....	7
5. Fundraising and Community	7
6. Watering.....	8
Section A Horticulture	9
Section B Environment	11
Section C Community	13
Sponsors	14
It's Your Neighbourhood	15
The Bungalows at Raikes Road	15
Great Eccleston Bowling Club	16
Copp Gardening Community.....	16
Appendices	17
a. Judging itinerary and route map.....	17
b. GEIB Bed by Bed Work Planner.....	17

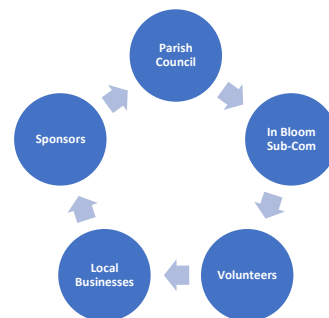
Appendices are page 17 onwards

Welcome from the Great Eccleston in Bloom (GEIB) Team and Great Eccleston Parish Council

We would like to welcome the Judges to Great Eccleston where we have strived to make further improvements throughout the Village for 2024. This year there has been more engagement with the Community in activities and fund raising, our volunteers from 2023 have continued with strengthened friendships and have happily taken on more responsibility for barrel and bed maintenance as well as their own planting. We could not have done it without their hard work, ideas and teamwork. Thank You!

The GEIB Team is co-ordinated by the In Bloom Sub-Committee made up of two Parish Councillors Trevor Browning and Pam Taylor and the Clerk, Hugh Glover. The Sub-Committee generally meet monthly and on an ad hoc basis to oversee the work carried out and give a monthly update to the Parish Council.

Trevor and Pam are also part of the Volunteer Team who also meet monthly but during the Summer this can become weekly (and sometimes daily) to make sure everything looks great and up to date! Our WhatsApp Group is a success too, as the updates, help, advice and arrangements made helps Pam keep the project plan updated and boosts moral and enthusiasm.



For 2024, we have considered the Judges feedback from 2023 and achieved a number of our aims:

- Created a volunteer logo and used it on many communications including our new hi vis vests which we successfully got GreenThumb to sponsor.
- Added details from Autumn, Winter and Spring planting.
- Village Centre Garden – additions include a water butt, water barrel, and a larger compost area.
- Started our Village history project.
- Maintained our project plan.
- Replaced the remaining old wooden barrels with more sustainable and recyclable planters. These have water reservoirs to aid watering and reduce water wastage.
- Renovated the “Welcome Beds” at both entrances to the Village from Garstang Road- paid for by Parish Council and Volunteer raised funds.
- Embraced the RHS Friendship Theme with new additions to the Pinfold – now the Pinfold Friendship Garden and more community engagement.
- We have worked hard to maintain sponsors and added a few more, including £1000 from our Nisa Local
- We have worked as a team of friends to keep Great Eccleston Blooming!

As well as continuing with the barrel replacement, the Parish Council (PC) have commissioned the rebuilding of the two new beds at the entrances/exits from the Village onto Garstang Road with the “Great Eccleston Welcome” signs in (the Welcome Beds). They supported seasonal planting in the Square along with additional Christmas Lighting in the lamp post beds and bus stop.

Having maintained our relationships with local businesses, we are pleased that all who paid for amenity signs at the Village entrance/exit onto Garstang Road have wanted to continue this year too. In addition to last year, we have had a contribution from the Dentist for their hay basket, the Health Centre for their new barrel at the car park entrance, the builders near the Pinfold have provided gravel, ES Williams have doubled their 2023 sponsorship and, impressed with the GEIB work, Nisa Local who had initially given us a £500 donation from their “Making a Difference Locally” fund, kindly decided to double it to £1,000!


The aim of the Village planting is to bring colour and interest in a more sustainable way, so as well as introducing the water reservoir planters we have reused the perennials from 2023 and once again tried to put the right plant in the right place, for example the new rose bed built for the Bungalows IYN puts donated roses in the sunshine. The 2023 newly created Shady Bed and Health Centre beds are thriving with the

shade loving plants in one and sun loving herbs in the other. Where beds have been totally changed, we have taken out the old plants and replanted them elsewhere.

Nathan Montgomery, a local gardener, has again carried out the planting in the tiered planters and lamp post beds as well as the hanging baskets and some of the barrels. The rest of the barrel planting and all of the barrel maintenance has been carried out by the Volunteers alongside their work in the Village Centre Garden.

Planting is a year-round experience, and Autumn, Winter & Spring planting has been carried out with spring bulbs put in all the new for 2023 barrels. There has been more involvement by the local community with Christmas Angels in the planters created the local School Children.

Pictures below from Nov 2023, Feb -Apr 2024



Although we have seen many houses built in recent years (with more to come) it is essential that we retain our roots as an ancient rural village/community.

We have reminders of this in the Pinfold, outside Pollen Floral Designs and in the Grade II listed telephone box that sits outside the Pilates Studio (formerly the Old Post Office).

Introduction to the Village

Great Ecclestone is an ancient village, the earliest known information is 1066 when it was part of the ancient hundred of Amounderness and was owned by Tostig Godwinson, the brother of King Harold II. However, this means that the village must have existed before this time. It was recorded in the Domesday Book as "Eglestun" (1068) when it came under Yorkshire (Lancashire didn't exist at that time). It had various names but became known as Great Ecclestone in 1296.

Today, the village has expanded from 708 properties to 935. The Village amenities and the surrounding countryside have attracted more families into the new Developments on Copp Lane, West End and Hall Lane etc and currently over 2,100 Villagers are serviced by a large range of shops and amenities. The population is set to expand in the future when a further c475 houses and a Community Hub are built.

The Square has always been the hub of the village. In the 1600s this area, (which was far larger than it is now) was simply earth covered. Then later in its life it was cobbled and is now tarmacked.

It has always been a gathering place. It was once the site of the annual horse fairs, Gala Queen crowning, It has held Music Events like the Arts Festival, Fun Days, Christmas Markets and most recently the Queen Elizabeth II Platinum Jubilee Celebrations. The Village is still home to historic buildings some of which are listed.



The Square - showing the garage

Once nicknamed Little London due to the number of retail outlets in such a small area, today the Village is still thriving and contains numerous businesses.

We have a Health Centre & Dentist, Architect, Bakery, Barbers, Beauty, Builders, Butchers, Care Home, Convenience Store, Delicatessen, Dog Grooming, Estate Agent, Equestrian Supplies, Fitness including Pilates, Flooring Systems, Fruit & Veg, Funeral Directors, Gift Shop, Hairdressers, Hardware & DIY, Ladies Fashion, Newsagent & Post Office. You can eat at the Village Centre, Café, Fish and Chip Shop, Pizza Restaurant and three Public Houses. A range of social groups exist including the Women's Institute, Garden Club, Scout Group and three Places of Worship. The Village Centre is also a community hub for all the residents.

A market takes place every Wednesday with a Plant Stall, Greengrocer, Fish Monger, Household Supplies & Pet Supplies, sometimes there is even an Italian clothing stall! The Village Centre and Rear Garden frequently holds special events as well as being a charity café open every weekday morning. Over the last 12 months there has been a Macmillan Coffee Afternoon, Christmas Craft Fair, our annual Christmas Dinner with entertainment, a Spring Craft Fair raising funds for GEIB, a D Day afternoon Tea along with Bingo, Raffles and our weekly Bric-a-Brac Stall. The garden there has been a major project for GEIB.

Great Ecclestone also has a long sporting tradition and can claim to have had a bowling green since the 18th century, the current Bowling Club celebrated their 100th Anniversary last July. There is a football pitch, a Cricket Club and of course the Tractor Pull.

The Village has a long association with agriculture, so it is fitting that the major event in the village is the annual Agricultural Show. This year the show is celebrating its 171st anniversary, it brings together locals and visitors to enjoy a range of activities from livestock exhibitions and equestrian events plus food and drink and crafts and horticulture. The show is well supported and attracts more than 40,000 visitors. The Great Ecclestone Tractor Pulling Course is rated as one of the best in Europe.



This year we are introducing some permanent features to the Village. We have been gifted a vintage potato harrier by the Great Ecclestone Show and some vintage cart wheel rims, which are being turned into a "friendship circle". We expect these will become a feature on Garstang Road and a nod to our agricultural history later in the year.



Achievements for 2024

We wanted to maintain and improve our plans this year, building on the relationships and friendships started in 2023. The project plan has continued throughout the seasons along with regular volunteer get togethers not only to “garden” but to also share ideas and a coffee and a biscuit! There has been more involvement with the local community to create some new features this year. As well as our review of the planted beds and our usual planting, our main projects for 2024 are included: -

1. Volunteers & Teamwork

We are very pleased to have maintained our Volunteer Group for 2024 and welcome some new ones! We use community connections, social media, the Village Centre and Great Eccleston & District Gardening Club but most of all friendships have been built up and the group has certainly rallied when calls for help have been made. Not only have the Volunteers contributed their time, but also ideas and plants and features from their own gardens. Volunteers have continued to design and plant existing planters, the Health Centre Beds and Shady Bed have continued to flourish. They have taken over the Pinfold and a new Volunteer Barrel at the Health Centre – all home grown, regular maintenance of all the barrels in the Village whether they have planted them or not and the two new Welcome Beds. All the benches were painted last year but need their regular maintenance, and this has been evident with two of them painted purple! One near the Health Centre and the one in the Pinfold. In addition, Frank Croft has planted the small bed at the bottom of Raikes Road once again.

Working with the Bungalows IYN, The Village Care Home (where residents, assisted by volunteers, painted pebbles now displayed around the trees in the Square). Volunteers have been fund raising, litter picking, power washing and weeding. We have also engaged with Wyre Council to co-ordinate the pruning and care of the two “Wyre Beds” and clear the paths around the Welcome Beds.

A great team to bring Great Eccleston into Bloom!

2. Rebuilding our Great Eccleston Welcome Beds

The Welcome Beds are at either end of the Village (on Garstang Road) one near West End and one near Raikes Road. The signs were old, weathered and unreadable, the planting of mainly shrubs with some perennials in need of invigoration and colour. After a proposal from the In Bloom Sub-Committee (IBSC) the PC agreed to allocate £2,800 of their budget to build new beds, using existing shrubs and new perennials for sustainability and annuals for impact and colour.



The planting and maintenance has been taken on by our Volunteers and Trevor Browning has painstakingly renovated the signs.


None of the old plants have gone to waste, some have been reused in the Square Planters close to the new beds, some have been given to new residents in the community to start their own gardens and the rest are being looked after by Pam Taylor ready to be planted in the new garden being created by the After School Gardening Club at St Mary's School.

These new Welcome Beds are now the first and last thing you see when entering or leaving the Village via Garstang Road and have produced many positive comments. GreenThumb have also been treating the grass immediately around the beds to create even more impact as part of their sponsorship.



3. Pinfold Friendship Garden

The Pinfold was renovated in 2023 to make it a useable space to sit and rest alongside Keith the Keeper (one of last year's jeans and boots features). This year we have enhanced the space with new features and renamed it, with the kind permission of the owner – the Pinfold Friendship Garden. A place to sit, think, escape. This space is entirely volunteer led, with items created by Volunteers or paid for with funds raised by them. Eddie Stevens is the creator of our friendship figures and noughts & crosses table, while Debbie has painted and created the friendship pebbles for people to take away. Planting has been done by Volunteers along with signage donation. Newberry Homes have provided a new top level of gravel.



4. Village Centre Garden

We started a 2 year project to renovate the overgrown and unused tiered garden at the back of the Village Centre. Since November 2022 volunteers have met on a regular basis to clear, prune, weed, paint, to make the patio area a lovely, calming place to sit. The Garden will continue to be a volunteer focused space with year-round work going on, highlights for 2024 are:

- Spring bulbs planted
- Top patio has now been cleared
- New and bigger compost area
- Water butt and barrel in place
- Created wildlife area
- Created a cut flower bed using RHS seeds



5. Fundraising and Community

We have taken on board comments from the Judges in 2023 and increased our community involvement this year.

- The Volunteers held a Spring Craft Fair at the Village Centre and raised £331 for In Bloom.
- We have kept our regular sponsors and got more, notably a generous donation from our Nisa Local – we plan to buy 2 new benches and additional planting.
- The rose bed at the Bungalows IYN was planted using roses donated from an Elswick Resident with additional planting and compost provided by Volunteer Fund Raising..

- Held pebble painting classes with the residents of Northlands Care Home – you can see their handywork around two trees in the centre of the Village! We also have plant pot painting due with the Care Home later in the year with the aim to brighten up their car parking space.
- Continued with the After School Gardening Club with both St Mary's and Copp School. In Bloom has been able to donate plants and compost to the new planting bed at St Mary's.
- Purchased the basic structure to create a friendship sculpture later in the year.

6. Watering

Watering is always a difficult issue. Replacing all the old wooden barrels with new ones with water reservoirs has helped however watering is still a top priority despite the Lancashire rain. (despite the rain). This year our Lengthsman has decided to step back from watering consequently we were keen to find a replacement. We are delighted to report we have secured the services of a local couple starting out in the garden services business – Green Machines Garden Services. In addition, we have businesses, residents and volunteers continuing helping us water the planters in their immediate vicinity.

Section A Horticulture

The renovated tiered garden at the back of the Village Centre continues to be used by residents and visitors alike. The volunteers have worked throughout the seasons pruning and weeding to keep it looking good and have now cleared the top tier which can now be used with donated and volunteer made benches in place. There is little needed in additional planting but a small seed bed has been created, growing the RHS cut flower seeds and more spring bulbs were planted.

Our new beds last year, the Shady Bed and Health Centre Medicinal bed have gone from strength to strength and continue to mature with planting that reflects their location. There has been a top up of appropriate plants where needed (some relocated from the Welcome Beds). The Health Centre bed has been well kept and had an addition of more gravel and some chives to replace the annual basil.

In the Welcome Beds, existing shrubs, where reused, have been shaped and put back alongside some of the perennials. Any unused plants have been relocated or donated to the Community. The last few are being looked after by a volunteer and will be planted in a newly created no dig bed near the playing area of St. Mary's School. We have planted some new perennials – Verbena, Hollyhocks, Heuchera, Festuca from the Memorial Planters, donated grasses, Wallflowers and then filled the gaps with Violas and Pansies. This gave us a riot of colour from the offset, as the Pansies would begin to fade we planned to add non stops and further summer bedding and perennials. This has been done but the Pansies have lasted well with a bit of deadheading and feed and are therefore being partly reused elsewhere.

The Volunteer barrels have been replanted transferring some of the perennials from last year and adding new (grown from seed and bought). Going for a healthy option, they have also planted the hay basket outside the Dental Practice with tomatoes and strawberries. An example of their planting plan is given below.

Barrels in the Square outside the Dentist - Corinne & Jackie			
Trees	Inherited long-term residents		
Blue Salvia	Last year's plants	Perennial	
Blue Veronica (Speedwell)	To replace a lost salvia	Perennial	
Scabiosa Ritz Blue	New	Perennial	
White Papaver Alpinum	New	Annual- will collect seeds for next year	
Nasturtium Tropaeolum majus	New	Half-hardy annual-will collect seeds for next year	Edible
Antirrhinum white	New	Half-hardy annual-will collect seeds for next year	
Dwarf cornflower	Grown by us from seed	Native hardy annual	Edible flowers
Corn Camomile	Grown by us from seed	Native hardy annual	
Wild strawberries Fragaria Vesca	Grown by us from seed	Native Hardy perennial	Edible fruit
Black grass Ophiopogon planiscapus 'Nigrescens'	Last year's plants -originally from our own garden	Perennial	
Lysimachia nummularia	Last year's plants -originally from Sharon's own garden	Native perennial	
Spring bulbs: Muscari And Tete-a-Tete	New	Perennial	For early spring colour
Winter flowering pansies Viola Wittrockiana	Planted new in Autumn 2023. To be lifted and cared for at home Summer 2024- pruning and raising of seeds taking place	Short-lived perennials	Autumn to early spring colour

The new Volunteer barrel near the Health Centre is planted using home grown plants which will be happy in their sunny position. The Hydrangeas continue to be happy on the shady side of the street but we have needed to replace the grasses in the cottage barrels. They now have striking Agapanthus in them. All barrels bought last year are now underplanted with spring bulbs and bulbs will also be added to the newer barrels when any annuals have finished. We have decided that the Memorial Planters main colour scheme should always be red, we have therefore planted geraniums for the summer and red Cyclamen in the winter.

Maintenance

In addition to the Health Centre, their own planted barrels and now the Welcome Beds, the Volunteers have taken on more responsibility for the maintenance throughout the Village and look after all the planters and the beds for most of the year. You can often see a Volunteer with bag and snips in hand checking the planters as they walk through the Village to one of the businesses!

Nathan Montgomery maintains the St Mary's bed, lamp post beds and tiered planters between 1 June to 30 September as part of his contract.

The Festuca in the memorial planters has been thinned, some relocated to the Welcome Beds, some allocated to St Mary's After School Garden Club. The Queen Elizabeth Roses in the Celebration Bed continue to flourish but were not planted deeply enough. Unable to get them down deeper, we have added organic matter to raise the level of the bed holding it in place with a ring of cobbles donated by a volunteer.

Last year we tried to use perennial Lithodora instead of annual Lobelia around the edges of our planters and raised lamp post beds. This has given us some late spring colour but not all has survived. In theory they should have been happy there but in practice it's been too dry in some of the beds so we did some relocating. This year we have mixed in some lobelia to give some continuity of colour.

Some of our 2024 planting



Section B Environment

Local Identity and Pride of Place

As mentioned in the introduction we take great pride in Great Eccleston and its rural heritage: The Pinfold was added to our planting schedule last year with kind permission of the owner. The Pinfold is grade II listed and we believe the current version dates from the 19th century. It was used to house stray animals until the farmer collected them. We have renamed it the Pinfold Friendship Garden and it now features Friends and noughts & crosses table made by one of our Volunteers. Planting is fairly natural and we even leave some of the weeds. There is an upturned “milk” churn and a water trough and bird feeder.

To retain the history in recent memory, an online historical guide is being created, it is still a work in progress but you can see the latest example by using the QR code on the right.



We are also in the process of using the bus stop as an “information post” containing

- Village history highlights
- Walks
- Historical buildings
- Information on current shops and services



We have two sustainable benches, one of which was temporarily moved to the bus stop to provide a seat whilst the shelter was being painted, however it has been used so much we have decided to leave it there giving both a sun and shade option while waiting for a bus. All the other wooden benches were painted by Volunteers last year and this will continue on a rolling basis in the future. The Nisa donation just is funding two more sustainable benches which should be in place in September.

Litter bins are placed throughout the Village and kept clean with an additional large bin outside the Chip Shop. We also have residents and volunteers who regularly litter pick.

The increased awareness of In Bloom has also impacted the businesses in the Village, the White and Black Bulls have particularly noticeable displays this year.

Natural Environment

We have increased the diversity of the plants, using perennials and pollinators including plants like Forget-me-nots, Buddleia, Aster, Scabious. Bird boxes and natural areas to encourage wildlife have increased.

The Pinfold Friendship Garden – water, bird feeder, bug house & twig pile

Shady Bed – Stumpery & wood pile

Village Centre – Bird Boxes, bug house and natural area

Bungalows – Tree bark incorporated into the Drawer feature and the Residents also have bird feeders

The large trees at either end of the Village in the “Wyre Beds” - Bird boxes reinstated

We are always on the lookout to create another pile of logs and although we are conscious that we don't have an expanse of water in the Village Centre, the pond renovated by residents of Thorne Meadows Development attracts a range of wildlife and featured in their 2023 IYN submission.

The investment in “self watering” barrels, some of which are made from recycled material help us reduce waste and water volume.

Environmental Management

We now have a connected water butt in the Village Centre Garden, along with a water bin. Peat Free compost has been used where possible for new barrels and topping up the old planters, old compost has been re-fed and recycled to open beds. Hedge bark has been used as a mulch, bug spray where absolutely necessary is organic. All the plants being moved have been looked after by a Volunteer before recycling them to their new more suitable homes. Wyre have used any large prunings as mulch on the beds they have tended. Compost bins have been moved to enable use at both ends of the Village and a new compost area is now in place in the Village Centre garden which also houses a willow fedge. All the plants in the Shady Bed have come from the Volunteers own gardens, as have some of the barrel planters.

The Willows replaced on the green area at Lancaster Avenue seem to be doing an effective job of drying out the area.



Section C Community:

Year-round activity and forward planning

We created an In Bloom work schedule in late 2022 and this continues to be updated and used. This is attached as appendix b. It has evolved and been added to during the year to cover items as they came up but has been a great tool to ensure we stay on track. We also have a Volunteer WhatsApp Group.

Looking forward from now right through into 2025 our main tasks are:-

- Continuing all our maintenance
- Positioning our 2 new Village Structures – the potato harrow and the friendship circle
- Adding more plant labels for education and information
- Finalising our bus stop information post
- Continuing the Village Centre Garden project
- Continuing to work with Wyre Council to ensure areas are kept in good condition
- Planting bulbs in our 6 new planters
- Autumn and Winter planting
- Summer 2025 planting
- Learning from our experience and looking for improvements for next year


Community Involvement

The Village Centre is a charitable organisation and its garden is at the heart of In Bloom. It's garden is open to everyone and with the Village Centre serving refreshments every weekday morning, it has become a great space to meet. The Centre's advertising posters/leaflets and Facebook page publicise In Bloom on a regular basis and also at their special events like the annual Christmas Lunch and D Day Afternoon Tea.

In collaboration with the Thorne Meadows Community Group and Village Centre Volunteers we held a joint Christmas Craft Fair raising funds for the Village Centre and given its success the Volunteers hosted a Spring Craft Fair and raised £331 profit for GEIB. This has been used to support the planting of the Welcome Beds, Rose Bed and Pinfold. There is a Christmas Craft Fair planned for November to raise funds for 2025.



We have also been pebble painting at Northlands Care Home where the Residents spent a couple of hours with In Bloom Volunteers. These pebbles are now decorating the trees in the Square.



Communication, Education and Awareness

We have continued our Great Eccleston in Bloom Facebook to tell people what is going on, they can also comment and add ideas. We also use the Village Centre Facebook page which has over 900 members to publicise GEIB too.

In order to cover all bases, articles have appeared in inFocus telling the wider Community about GEIB, we have also advertised events and appealed for help and volunteers. We have liaised with Great Eccleston Show to promote the Annual Best Kept Garden competition sponsored by the Parish Council.



Pam Taylor helps Sharon Martin at St Mary's After School Gardening Club where they provide hands on experience covering seeds, compost, flowers, vegetables, companion planting, insects and more. The

children have planted bulbs and strawberries and are in the process of designing and planting a new no dig raised bed under their supervision.

We have liaised with Wyre Council to get the Wyre Beds those beds hard pruned and edged earlier in the year along with moss clearing on the paths around the West End Welcome Bed.

Support and funding

By engaging with the community on a face to face basis we have secured over £4,500 in sponsorship, which is an increase over last year and mainly due to the generous donation of £1,000 from our local Nisa. The profit from the Spring Craft Fair has enabled us to buy plants and features for the Village and make a difference without adding an additional burden on the Parish Council budget We are grateful to all our sponsors; they have been very supportive and as well as funding the Delicatessen have provided the lettering for our Amenity Signs giving of their time and expertise free



Sponsors

- Sponsorship Received From**
- A & D Parkinson + signs
 - Andy Crook & Harry Martin
 - Bellamy's Fish Bar
 - The Barber Shop
 - Deep Beauty Spa
 - Farmers Arms
 - E.S. Williams
 - Great Eccleston Dental Practice
 - GreenThumb
 - Jaycee Newsagent & Post Office
 - John Rowe Architect
 - Jos Jeffries Landscaping
 - MMJs Ladies Fashion
 - Moons Funeral Directors
 - Newberry Homes Ltd
 - Nisa Local Make a Difference
 - Northlands Care Home
 - Pebby's Bakery
 - Rosemary Stovin
 - Supplement Solutions Equine Supplies
 - The Veg Garden
 - The White Bull
 - Wyre Council

- Donated Items**
- Bench
 - Compost
 - Gravel & Stones
 - Paint
 - Pebbles/Cobbles
 - Plants for some beds & barrels
 - Plant Labels
 - Pinfold friends
 - Signage
 - Telephone Box by Pollen Floral Design
 - Tools

- Volunteer Groups/Businesses**
- Bowling Club Members
 - Great Eccleston & District Garden Club
 - Great Eccleston Health Centre
 - Village Centre Volunteers
 - Residents of the Bungalows

- Businesses Used**
- Green Machines -Watering (new)
 - Lengthsman –Watering & Cleaning
 - Nathan Montgomery - Planting
 - Out of Eden Landscapes – Welcome Beds
 - RB Builders – Rose bed & ad hoc

- Volunteers Gardening & Watering**
- Amanda Ackroyd
 - Pat Broadley
 - Trevor Browning
 - Carol Clower
 - John Clueit
 - Frank Croft
 - Jackie Hudson
 - Tracey Jones
 - Sandra Marsh
 - Sharon Martin
 - Cath McComish
 - Caroline Morley
 - Amanda Morrison
 - Brenda Nuttall
 - Debbie Painter
 - John Schofield
 - Joan Schofield
 - Eddie Stevens
 - Pam Taylor
 - Helen Thompson
 - Sharon Thompson
 - Debby Williams
 - Corinne Yates
 - Alan Yates

It's Your Neighbourhood

This year we are pleased to have three IYN's within Great Ecclestone, that is one less than last year as the Thorne Meadows Community are not entering this year but will be entering again in 2025. They have already started to plant fruit trees and hope to grow vegetables.

The Bungalows at Raikes Road

The planting at the Bungalows is administered as usual by John Schofield aided by the residents. As always, they are again keen to make an impression for each other and other residents of the Village. They work as a team to plant the gardens with spectacular results at the rear and front and would like to give special thanks to some new "younger" residents Derek, Brian, Jim and Barbara for all their work and taking over some of John's responsibilities. Photographs don't do this area justice and we look forward to the Judges visit.



This year the Parish Council has paid for edging plants for the 3 barrels they replaced in 2023 and the digging of a new rose bed. The GEIB Team accepted some prize winning rose trees from an Elswick resident and decided to gift them to the Bungalows. They were looked after by a volunteer until planted a short time ago. Compost has been added along with dianthus bought from volunteer fund raising and geranium grown by a volunteer. The bed is still in it's infancy but we hope they will flourish in this sunny spot. A feature has also been made of 2 upcycled drawers under the shade of the tree.



Great Ecclestone Bowling Club

This year there are more volunteers, more barrels and more community engagement. They have also made a big impact on sustainability by creating a water capture system from the gutters to water the plants.

They look forward to welcoming the In Bloom judges this year.

Copp Gardening Community

See separate information sent directly

Appendices

- a. Judging itinerary and route map
- b. GEIB Bed by Bed Work Planner

Great Ecclestone In Bloom – Judges Itinerary

Tuesday 9th July 1300 to 1515

Judges – John Bilsborough & John Everiss

Wyre – Sandra Byrne

GEIB – Pam Taylor, Hugh Glover & Trevor Browning + Volunteers on route

- 1) 1300 Meet at West end

1300 - 1305 Introductions

- 2) 1305 - 1310 Welcome Bed

- 3) 1310 - 1315 Shady Bed

1315 - 1320 Walk to Pinfold Friendship Garden (Sandra and Trevor drive to Pinfold)

- 4) 1320 - 1325 Pinfold Friendship Garden

- 5) 1325 - 1330 Drive to Village Square

- 6) 1330 - 1345 Village Centre Garden (including refreshments if required)

- 7) 1345 - 1400 Walk round Village Square

1400 - 1405 Drive to Health Centre Beds

- 8) 1405 - 1410 Health Centre Beds

1410 - 1415 Drive to Bungalows

- 9) 1415 - 1430 Bungalows (IYN)

1430 - 1435 Drive to Raikes Road Welcome Bed

- 10) 1435 - 1440 Raikes Road Welcome Bed

1440 - 1445 Drive to Bowling Club

- 11) 1445 - 1455 Bowling Club (IYN)

1455 - 1500 Drive to Copp

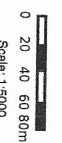
- 12) 1500 - 1515 Copp Gardening Community (IYN)

1515 Judges depart

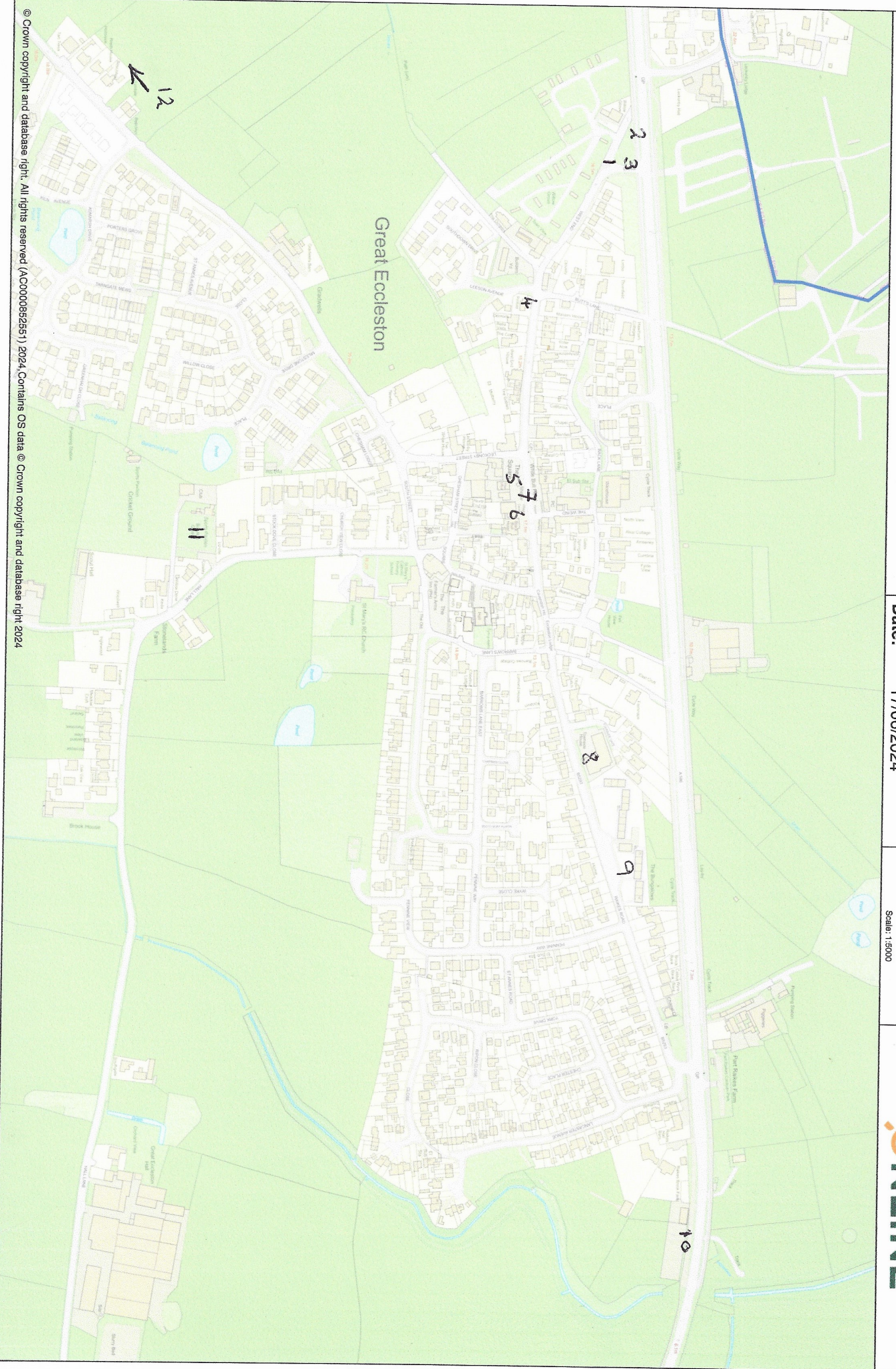
Great Eccleston

Author:

Date: 17/06/2024



PARISH
ONLINE



Appendix b Great Eccleston in Bloom – updated 30 June 2024

Great Eccleston in Bloom 2023/2024 Bed by Bed

Completed tasks in ~~sketch~~if its **marked green** the whole task is complete for the season except for ongoing maintenance.

These areas are solely Volunteer responsibility

Bed/ photo No	Where	Description	Action	Volunteer	Contractors	Progress/Comments
1	Welcome Bed Garstang Rd West End with Welcome Sign. Renovated 2024 Volunteer Bed after renovation	Triangular bed shrubs, perennials, annuals with welcome & market sign Viburnum, Spirea, Verbena, Huchera, Grasses donated & from memorial planters, Hollyhocks, Wallflowers, Millet, Spring bedding (pansies) followed by summer bedding (Senetti & Begonias)	<ul style="list-style-type: none"> ● PC to agree budget for revamp of both Welcome Beds ● Estimates from contractors requested, received, approved. ● Remove shrubs & perennials & reuse ● Discuss final details with contractor ● Sleeper surround put in, shrubs renovated/reused/moved. ● New planting agreed, purchased, planted ● Welcome sign to be renovated ● Pavers & stain ● Maintenance schedule ● Surrounding grass & edging tidy ● Replant perennials in other areas ● Spring bedding planted ● Summer bedding agreed, purchased, planted ● Plant spring bulbs October 	Sub Com TB/PT Sub Comm PT/TB PH PH PH		Complete Dec 2023 Complete Mar 2024 Re used Hucheras, lupins etc & some shrubs. Started 19 th April unwanted plants donated to community & school. Funds from Spring Craft Fair Complete Wyre 5/4, Greenthumb after Passed on to community Collected 23 June, planted 25 th
2	Wyre Bed West End – Large Bed Assistance from Scouts/Volunteers	Shrubs & Trees + amenities signs	<ul style="list-style-type: none"> ● Contact Wyre Roger Broekbank 01253 887565 ● Pruning and weeding ● Trim edges ● Ask Scouts to Volunteer ● Tidy & seedling & weed removal ● Check whether Business want to continue advertising and get payment 	PT PT Scouts	Wyre Wyre HG	21/3 work started 5/4 Not possible before judging

Bed/ photo No	Where	Description	Action	Volunteer	Contractors	Progress/Comments
3	Shady Bed West End under trees	Ferns, grasses & hostas Spring bulbs Insect area	<ul style="list-style-type: none"> ● Replace sign ● Replace any unsuccessful plants ● Build bug house ● Maintenance 	Volunteer AA AA AA		TB renovated Heucheras & grass from Welcome Bed & Memorial planters
4	2023 Square Planters 1 x West End	Perennials planted 2023 & 2024 Geum, Sedum Sunsparkler, salvia, phlox, penstemon, Osteospermum & Dianthus. Cordylone Pink Salsa centre + daffodil bulbs. Salvia	<ul style="list-style-type: none"> ● Plant spring bulbs ● Arrange refurbish by Amberel ● Add signs ● Tidy plants/trim remove overcrowing ● Remove Lavatera (too big) & relocate ● Feed ● Replace any unsuccessful plants/fill gaps ● Maintenance ● Added spare pantries ● Add Salvia, redesign 	PT TB PT PT AA PT AA	NM NM	Complete Autumn 2023 Completed Jan 2024 Completed Dec 23. Lavatera dead, new Cordylone planted Geraniums to fill in gaps
4a	West End small bed in front of Caravan Park	Small Shrub Bed	<ul style="list-style-type: none"> ● Reshape regrown shrubs ● Edge & create feature 	AA/AM AA/AM		
5 & 6	Pinfold Friendship Garden High St/West End Permission granted by Ian Hennessy in 2023 & 2024	Gravel courtyard c19th Century Barrel, bench and wall basket. Grasses, Verbena, Herbs., ferns, daisies Bird house, feeder, bug house, water trough, milk churn, Friends & table, pebble basket Hay Basket	<ul style="list-style-type: none"> ● Plant giant grass ● Ask Newberry for sponsorship ● Lay Gravel near gate ● Trim Verbena & tidy grasses ● Replace any unsuccessful plants ● Sign for gate ● Retine & plant up hay basket ● Relay Gravel ● Add Couple & Table ● Maintenance ● Add milk churn, pebbles, baecopa ● Add pebble basket 	PT PT PT/DB DB/PT DB/PT DB/PT DB ES DB DB DB		Done Autumn 2023 Done 15/03/24 Builders providing 1 tonne gravel, Eddie Stevens to help.
7	Concrete Planter	Geraniums	<ul style="list-style-type: none"> ● Feed & Plant ● Maintenance 	NM NM	NM	

Bed/ photo No	Where	Description	Action	Volunteer	Contractors	Progress/Comments
7	Memorial	Memorial planters – grasses plus red geraniums	<ul style="list-style-type: none">● Plant Winter Flowers● Remove Cyclamen● Thin out Festuca● Feed & plant red geraniums● Maintenance● Sweep and tidy	NM NM NM NM NM	Cyclamen planted Nov 23	Festuca to go in Welcome Beds
8	Tiered Planter outside Chippy	Perennials & bedding with spring bulbs Geraniums, Begonias, Marigolds, Osteospermums, pelargonium, trailing lobelia, Alysium	<ul style="list-style-type: none">● Plant up Christmas Angels● Remove dead plants & weeds● Ask Moons if they want to continue sponsorship● Agree plants● Add spare pansies● Feed & Replant● Maintenance	PT Sub Com PT NM NM NM	NM	
9	Barrel outside Chippy	Hydrangea + bedding Begonias from NM	<ul style="list-style-type: none">● Tidy Hydrangea February● Agree planting around edges● Feed, top up compost and plant● Add trailing for impact● Maintenance	PT Sub Com Volunteers Volunteers Volunteers	NM	
10	Bus Shelter	Historical information & baskets	<ul style="list-style-type: none">● Proposal to PC● Agree information and layout● Notice board and history● Hanging baskets● Maintenance● Clean bus shelter	PT PT PC PC NM NM		
11	Square Planters in front of Bus Shelter	Boxus Centre and Lithadora Daffodils underneath	<ul style="list-style-type: none">● Reshape Boxus● Feed & check Lithadora● Add additional plants – Viney/Lobelia/Lithadora● Maintenance	NM Volunteers Volunteers Volunteers	NM NM NM	

Bed/ photo No	Where	Description	Action	Volunteer	Contractors	Progress/Comments	
12a	Square lamp post beds outside Black Bull, Butchers, Dentist, Courtyard Cafe	Perennials & bedding plus hanging baskets	● Winter 23 planting	Volunteers Sub Com HG/TB Volunteers	NMI NMI NMI NMI NMI	Planted with ornamental cabbages, Christmas lights put up by TB	
12b			● Remove dead plants and weeds				
12c			● Agree planting plan				
12d			● Feed & Plant				
12e			● Check hanging basket stakes				
			● Add baskets				
			● Add additional lavender				
			● Maintenance				
13	Concrete planter Corner of High St & Leckonby	Geraniums	● Agree plants		NMI	Red geraniums	
			● Feed and Plant		NMI		
14	Amelanchier next to Celebration Bed	Tree	● Maintenance		NMI		
			● Re stake protective surround	TB		HT Liaise with Care Home	
			● Prune after flowering	AA			
			● Weed surround & plant pebbles	PT\DB			
15	Celebration Bed	Round bed corner of High Street & Leckonby Roses, phlox/dianthus & hebe edging	● Clear out dead plants and weed	PT		Feb/Mar 2024	
			● Prune roses	PT			
			● Add cobbles to protect soil	AA			
			● Replant roses lower down add root ?	AA/PT			
			● Ensure rose food/manure put in	AA/PT			
			● Take out verberna	AA/PT			
			● Maintenance	PT			
			● Lamp post needs stripping and painting in places. PT to investigate	PT			
Bench 16	Outside cottages opp Leckonby St		● Check & clean & paint	DB			
17a 17b	Barrels opposite side to Celebration Bed	New self watering barrel + new small barrel Coreopsis, scabiosa, rudbeckia, marigolds	● Replace 2 Barrels	Sub Com	HG		Brenda Nuttall will water
			● Decide plants		NMI		
			● Feed and Replant		NMI		
			● Maintenance	Volunteer			

Bed/ photo No	Where	Description	Action	Volunteer	Contractors	Progress/Comments
18a 18b	Tiered Planters outside White Bull and Dentist	Perennials & bedding & spring bulbs Geraniums, Begonias, Marigolds, Osteospermums, pelargonium, trailing lobelia, Alyssum	<ul style="list-style-type: none"> ● Remove dead plants ● Decide plants ● Feed and Replant ● Maintenance 	Volunteers Volunteers	NM NM NM	NM 1 June – 30 Sept
19a 19b 19c	Volunteer Barrels between White Bull and Café Edibles -	1 new barrel -Edibles 2 new barrels – Silver Birch/Amelanchier,	<ul style="list-style-type: none"> ● Decide planting and plant ● Replace 2 barrels with SW ones ● Buy Compost ● Compost & transfer trees ● Decide planting ● Feed and Plant as required ● Arrange intermittent watering by businesses ● Maintenance 	MM & HT PT JH & CY JH & CY JH & CY Volunteers Volunteers	PC	Mandy & Helen Jackie & Corrine
19d	Hayrack outside Dentist New for 2024		<ul style="list-style-type: none"> ● Cost liner and plants, ask Dentist ● Purchase & plant ● Maintenance 	PT AM/HT/CY/ JH		£50 donation received Dentist will water
20	3 Barrels opposite side to Pilates Studio	Perennials & bedding Lavatera Barnsley, Agapanthus Add Vinca & Scabiosa	<ul style="list-style-type: none"> ● Spring/winter planting ● Replace dead Miscanthus Grass ● Agree plants around edges ● Add compost, feed and plant edges ● Change Lavatera for Agapanthus? ● Maintenance 	PT Volunteers Volunteers	NM Sub-Com NM	Part planted Centre – 1 Lavatera, 2 grasses planted Vinca & Scabiosa Variegated Vinca & Scabiosa
21a	Bench near HC carpark entrance		<ul style="list-style-type: none"> ● Check & clean & repaint ● Remove weeds around it 	DB		
21b	New Barrel next to bench 21a		<ul style="list-style-type: none"> ● Purchase new barrel ● Buy compost ● Use RHS Seeds ● Compost Feed & plant ● Maintenance 	PT CM/PT CM/PT CM/PT	HG	Add a Festuca? Caroline growing on

Bed/ photo No	Where	Description	Action	Volunteer	Contractors	Progress/Comments
22	Volunteer Bed Health Centre bed in front of Car Park	Herb bed with Thyme, Rosemary, Lavender, Oregano, Borage, Basil, Sage, Bronze Fennel, Chicory	<ul style="list-style-type: none"> Create medicinal list for Doctors Fennel – gather seedheads, cut to ground level in spring before new plants grow Borage – gather seeds in late summer and remove plants after flowering Basil – take out at frosts. Source new plants for 2024 Rosemary – trim after flowering Oregano – pick off flowers, cut back in late spring to keep compact. Sage – cut back flowered stems by 1/3rd Lavender – cut back flowered stems by 1/3rd Thyme – trim once a year after flowering Ask volunteers to look after seeds, resow in spring Source any new plants Contact Health Centre for watering Maintenance Prune Trees 	PT CC & PB		They don't want one
23	Volunteer Bed Health Centre bed in front of Pharmacy Sign	As above	<ul style="list-style-type: none"> As above 	Volunteers		
24	Bench Close to Bungalows	Little Ecc Bench	<ul style="list-style-type: none"> Check & clean & repaint 	DB		
25a 25b 25c	Residents Bungalows Part Nathan/ Part Volunteer Beds	3 new barrels in 2023, centre planted Lavatera and roses from Shady Bed. Underplanted with geraniums 2024	<ul style="list-style-type: none"> Create a rose bed with donations from Elswick instead of new barrels Add extra compost Add compost & feed barrels Add surrounding planting for barrels Maintenance 3 barrels Clear Weeds from paths Add planted drawers 	PT PT Volunteer AM/HT DB/PT	NMI NMI NMI	

Bed/ photo No	Where	Description	Action	Volunteer	Contractors	Progress/Comments
27 27a	Wyre Bed Raikes Lane Bed next to Moons	Shrubs, Trees & Compost Bins Advertising for businesses	<ul style="list-style-type: none"> ● Pruning required ● Cherry Tree rubbing branches ● Evergreen Buddleia Golden Globe x 2 light trim ● Normal Buddleia cut to ground ● Honeysuckle trim ● Trim-edge ● General tidy and weed ● Consider a bench ● Check compost bin ● Check whether Businesses want to continue with signage and get payment 	Volunteers PC PT	Wyre Wyre Wyre Wyre Wyre Wyre	See Bed No 3
NEW	½ Barrel on Raikes at Bus Stop	Coreopsis, scabiosa, rudbeckia, marigolds	<ul style="list-style-type: none"> ● Purchase Barrel ● Compost Feed & Plant ● Add pansies ● Maintenance 	PB/CC ^r	HG NMI	
28	Volunteer Bed Small bed at start of Raikes Lane	Mix of Annuals & Perennials	<ul style="list-style-type: none"> ● Ask Frank to plant and look after ● Plant and maintain 	DA Frank Croft		
29	2023 Square Planters 1 x Raikes Road	Perennials Geum, Sedum Sunsarkler, salvia, phlox, penstemon, Osteospermum & Dianthus. Lavatera Centre	<ul style="list-style-type: none"> ● Arrange refurbish by Amberel ● Add signs ● Tidy plants/trim remove over crowding ● Plant spring bulbs ● Feed ● Replace any unsuccessful plants/fill gaps ● Add spare pansies & Huchera ● Maintenance 	PT TB	NMI NMI NMI NMI	Done Jan 24 Done 2023
30	Barrel on Barrows Lane junction with Raikes Road	Lge self-watering Barrel with large phormium	<ul style="list-style-type: none"> ● Replace with new self watering barrel ● Remove old barrel ● Add Feed & compost ● Transplant phormium ● Add edging plants ● Maintenance 	CM CM CM	PC NMI NMI NMI	

Bed/ photo No	Where	Description	Action	Volunteer	Contractors	Progress/Comments
31	Barrel & phone box near Pilates Studio	Barrel Hydrangea & bedding Begonias for 2024	<ul style="list-style-type: none"> ● Check plants, prune hydrangea spring ● Check on Lithodora ● Remove bedding ● Decide bedding for 2024 ● Feed & add compost, Plant barrel ● Maintenance barrel ● Clean, add extra trailing ● Replant phone box 	PT PT Sub Com	NM NM NM	Complete It has been removed Begonias
		phone box planted with Jeans & boots by Pollen (local business)		Volunteer AA Pollen	NM	Historical Galas signifying friendship
32	Barrel outside Peppy's	Hydrangea & begonias	<ul style="list-style-type: none"> ● Ask for contribution ● Prune Hydrangea Feb/March ● Agree plants ● Feed and plant ● Maintenance 	PT PT Sub Com Volunteer	NM NM	£30 donation agreed
33	Barrel outside VC	Perennials & bedding Hydrangea & trailing	<ul style="list-style-type: none"> ● Prune Hydrangea Feb/Mar ● Agree plants ● Feed, add compost and plant ● Remove begonias & reuse ● Maintenance 	PT Sub Com PT PT	NM	Complete
34	Posts outside VC		<ul style="list-style-type: none"> ● Check & repaint if necessary 		HG	Not required
35	2 Benches	Outside Beauty Spa, Deli	<ul style="list-style-type: none"> ● Check and clean 	DB		Now reposition, 2 sustainable replacements
	Postman's Bench	Outside chippy	<ul style="list-style-type: none"> ● Check and clean 	DB		

Bed/ photo No	Where	Description	Action	Volunteer	Contractors	Progress/Comments
47	Welcome Bed Garstang Rd West End with Welcome Sign Renovated 2024 Volunteer Bed after renovation	Triangular bed mainly shrubs some perennials with welcome & amenities sign	<ul style="list-style-type: none"> ● PC to agree budget for revamp of both Welcome Beds ● Estimates from contractors requested, received, approved. ● Remove perennials & reuse ● Discuss final details with contractor ● Sleeper surround put in, shrubs renovated/reused/moved. ● New planting agreed, purchased, planted ● Welcome sign to be renovated ● Maintenance schedule ● Surrounding grass & edging tidy ● Replant perennials in other areas ● Add new planting spring & summer ● Maintenance 	Sub Com TB/PT Sub Comm PT/TB PH PH PH Sub Com TB Volunteers Volunteers Volunteers	 PH PH PH PH GreenThum b/Wyre	Complete Dec 2023 Complete Mar 2024 Peter Hammond to remove & put to one side for Volunteers Mid April In progress As above Hucheras & Lupins reused
	Pavements outside VC		<ul style="list-style-type: none"> ● Weeding ● Power wash 		HG	
NEW	2 Benches Garstang Road (West End)		<ul style="list-style-type: none"> ● Sand ● Prime & Paint 	DB DB		Replace with Deli Benches
	St Mary's Bed/ Barrows Lane	Oval shrub bed	<ul style="list-style-type: none"> ● Prune and tidy ● Maintenance 		NM NM	
	Village Centre	Garden	<ul style="list-style-type: none"> ● See separate sheet 	All Volunteers		
	Garden Furniture Village Centre		<ul style="list-style-type: none"> ● Check ● Prime & paint if needed 		HG	